



Duluth Superior Camera Club

11.2014 Issue 4

Meetings are held at 7pm every 3rd Tuesday September-May at the Bethany Baptist Church 6700 Grand Ave

**NOVEMBER 16 7:00 BETHANY BAPTIST CHURCH**

## President's Message

My parents occasionally used an idiom that has now faded away from common usage, except, of course, for those of us who have used up a fair number of shutter releases on our cameras (yes, us older folks). When they wanted to get across the idea that there were a lot of things connected to what they were talking about, I remember them saying, "The whole kit and kaboodle."

I've been working on the presentation about Nik Software's

Silver Efex Pro and as I've worked through the plug-in it occurred to me again that there is a raft of knowledge connected to the program. That knowledge increases the effectiveness of the options computer programs like Silver Efex Pro presents to users. Extend that more and it's easy to understand that the more you know about image editing and the program you use to edit your images, the better your final image will look to you. And, extending it

even more, the more you know about how your computer works, the better you can work on your images. This digital world we are now living in demands that we know and be able to use "the whole kit and kaboodle."

As a member of our camera club, you have the opportunity to increase your knowledge about all things digital and all things connected to photography—"the whole kit and kaboodle."

## Changes to Local Competition

After a lengthy discussion at the last camera club board meeting, the following changes will be implemented starting with the November 2014 local contest.

- All local entries will once again be judged by a three member panel of club members. Images will once again be ranked 1st, 2nd and 3rd by the our judges.

- The judging panel will then select a number of the top images to comment on after the scoring of the contest is finished.

- Please continue to send all local contest images to [dscocompetition@gmail.com](mailto:dscocompetition@gmail.com). **The deadline for entries will now be 12 noon on the day of the camera club meeting.** Entries will not be

accepted just prior to the beginning of the meeting. When submitting your local entries please attach your image to the email ... **do not imbed your image as part of the email itself.**

**The local theme for November is textures / patterns.**

# 2014-15 DSCC Leadership

## OFFICERS

### President

Bob Lahti  
rjlahti@charter.net

### Vice President

Joe Kubala  
fotoejo@centurylink.net

### Treasurer

Deb Carroll  
deborap@charter.net

### Secretary/Newsletter Editor

Suzanne Rauvola  
suzanne@hbrstudios.com

### PSA Representative

Scott Thomson

## COMMITTEE

### Photo Travel

Diane Fonger

### Contemporary

Deb Carroll

### Photo Journalism

Diane Fonger

### Nature

Mark Govze

### B&W

Mark Govze

### Color Prints

Doug Granholm

### Digital Pictorial/Digital Nature/Digital Photo

### Journalism/Digital Contemporary/Digital Travel

Mike Miller

### Local

Will LaValley

## CHAIRS

dkfrdf@yahoo.com

deborap@charter.net

dkfrdf@yahoo.com

fixerofthings@yahoo.com

fixerofthings@yahoo.com

douggranholm@juno.com

mtmiller1946@yahoo.com

DSCCCompetition@gmail.com

The Duluth Superior Camera Club is a member of these photographic organizations



# 2014-15 DSCC Local Competition Topics

## Meeting Dates

September 16  
October 21  
November 18  
December 2  
January 20  
February 17  
March 17  
April 21  
May 19  
June 2

## Local Topics

Open  
Toys  
Texture/Patterns  
BANQUET  
Macro/Close-up  
Selfie  
Sports/Playing  
Creative Images of Duluth/Superior Landmarks  
PRINT & SLIDE SHOW  
BANQUET

# Executive Board Meeting Report - 10/29/2014

Exec Board members Deb Carroll, Suzanne Rauvola, Joe Kubala, Kathleen Wolleat and Bob Lahti met at Perkins on 40th Ave. W. in Duluth at 7:00 for a meeting. Ken Aker and Dave Kohne were not in attendance. Also joining the group were club members Diane Fonger, Mike Miller, Brian Rauvola, and George Stratioti. Among the items were the increase in dues for the 2015 - 2016 year. As voted on by the membership during our October meeting, dues for next year will be \$30 per person, \$50 per couple, \$10 for college-age students, and \$5 for high school students.

Topics that followed included the light bulb that burned out in our older projector during the October meeting. After discussing a number of avenues, Mike Miller graciously offered to buy a replacement bulb. The group decided to look for a backup bulb for our other

projector. The progress for the Youth Showcase was discussed. Superior Senior, Duluth Denfeld, Duluth East, and Marshall are all on board. The deadline for print entries is Feb. 20th. We will be discussing how the club will vote on winners in each of the 16 categories.

Our club has a new activity because of joining Wisconsin Area Camera Clubs Organization (WACCO). As recommended in their guidelines, we will be judging a WACCO Photography Society of America (PSA) contest at our November meeting, and "we" means everyone. Stay tuned about more information.

Deb Carroll will be approaching Peter Wong to take him up on his offer to come back to do whatever we'd suggest. The idea will be for him to judge the May Print and Slide Show and not a PSA judge we line up to do that. During the discussion, the suggestion that we change

the name of "Print and Slide Show" to "May Showcase."

A lot of discussion centered around the direction/shape the local contest should take because the number of club member entries is down. It was agreed that we will try judging again with some comments from the judges about their selections—Brian Rauvola, Diane Fonger and Kathleen Wolleat agreed to judge.

A long time was spent on the direction the club should take. Ideas were brainstormed; opinions, shared. Some ideas merit more than discussion/decision for the Exec Board and will be brought up as this year progresses. If you have any ideas about what we should be doing more or less, please get in touch with Joe Kubala (fotoejo@centurylink.net) or Bob Lahti (rjlahti@charter.net).

## Some Keyboard Shortcuts

When he 14 years old, my son came into my room when I was working on the computer. He smiled and said something like, "Do you hear your computer laughing at you?" After I said, "What?" he said I was working way too much when the computer could do things faster. He then gave me a short list of some keyboard shortcuts that I learned over time and have used ever since.

Here they are:

Ctrl + C  
Copy the selected item  
Ctrl + O  
Open  
Ctrl + X  
Cut the selected item  
Ctrl + P  
Print  
Ctrl + V  
Paste the selected item  
Ctrl + +  
Zoom in

by Bob Lahti

Ctrl + Z  
Undo an action  
Ctrl + -  
Zoom out  
Ctrl + A  
Select all items in window

\*These are Windows commands. If you are a Mac user, I'm assuming that the Command key is equivalent to the Control key.


# 7th Annual Scott Kelby Worldwide Photo Walk 2014

The Canon Worldwide Photo Walk occurred on Saturday, October 11th. Eleven participants enjoyed a gorgeous day here in Duluth along the shores of Lake Superior. This photo of Duluth's central hillside, by Jon Dyess, was chosen to represent the Duluth walk in the international competition.



You can view images from the Worldwide Photo Walks at [www.flickr.com/groups/wwpw2014](http://www.flickr.com/groups/wwpw2014) and the photo walk leader's competition at [www.flickr.com/groups/wwpw2014-leaders](http://www.flickr.com/groups/wwpw2014-leaders).

All walk leaders for the Canon Worldwide Photo Walk will participate in a separate photo competition sponsored by Flickr. Our local walk leader, Joe Kubala, chose this image of the anchor chain of the U.S.S. Duluth to represent our walk in the walk leader's competition.



Scott Kelby, of Kelbyone, announced the winning image from the international Canon Worldwide Photo Walk competition on November 3rd. This image of a water fountain, taken during a photo walk in Warsaw, Poland is this year's overall winning image for the 2014 Canon Worldwide Photo Walk.

This year over 20,000 walkers participated throughout the world.

## Renewing the May Print & Slide Show

For many years the Duluth Superior Camera Club has ended the year with a special showing and judging of a variety of images submitted by members. Unfortunately, participation has dropped in recent years.

Why has participation dropped? Are we shooting fewer images? Are members too shy to enter. Do people feel their images are good enough? Is the name confusing? Well, no one

except you can answer the first three questions but we've made a big change for the last question. The new name for the May Print & Slide Show is the May Showcase!

Let's set Here's a goal . . . 50% of our membership entering at least one digital or print image into the May Showcase. Start by identifying your images now or planning images to shoot over the next few months.

The May Showcase is for everyone. If don't enter anything all year, enter this one. Let's make this a true celebration of what makes our club so great - the variety of our images.

Watch future issues of Snapshot for more information on the May Showcase and how to enter.

## N4C & PSA Judging at VIP Pizza on November 19

Please join us on Wednesday, November 19th at V.I.P. to judge the NCCCC journalism and creative prints and the PSA photojournalism division inter-club competition. We will be meeting for dinner at 5:00 PM ... with the NCCCC judging to begin at 6:00 PM.

We will need judges for all three contests! Both of the NCCCC prints contests are typically small garnering about 25 to 30 entries each. A

reminder, our club may submit twice as many prints for the January NCCCC journalism and creative print contests. Our club may submit a total of 32 prints to each contest ... two prints per maker per contest.

The PSA PJD Inter-club contest should have approximately 80 images submitted from fourteen PSA member clubs. Entries for this contest originate from 12 states and two foreign countries.



Duluth-Superior camera club member Joe Kubala is the PSA director for the PJD Inter-club competitions.

## Judging the PSA Wisconsin Club Showcase

Our program for the November 18th camera club meeting will be a little different this time. We will start with a short judging seminar then judge the 2014 PSA Wisconsin Club Showcase as a group. All club members in

attendance are encouraged to participate in the judging process.

This is the first time that the Duluth-Superior CC has participated in this contest. Seven images from our camera

club were previously selected to represent our DSCC in this contest. The combined score of our entries will determine our result in the club competition.

## Results from PSA Ocean State Exhibition

The results of the 2014 PSA Ocean State exhibition have returned. Nine DSCC members each submitted four digital images to this contest. The judge's scores ranged from 6 to 15 points per image. A score of twelve or higher garnered an acceptance into the Ocean State exhibition. Out of our 36 images entered, DSCC members received only four acceptances ... tough competition.

In the Ocean State exhibition club competition our combined club score for this years' contest was 255 points. This placed the DSCC in 19th place out of 24 PSA clubs participating. Last year, our

club scored 245 points and ranked 17th out of 21 PSA clubs.

We will be organizing a second PSA club entry for the 2015 Greater Lynn exhibition closing on February 19, 2015. This will be the 38th edition of the Greater Lynn exhibition and sadly the last exhibition to be held by the Greater Lynn Photographic Association. Due to this being their final PSA sponsored exhibition, the organizing committee has arranged for specially engraved mounted medals and cash prizes to the top three scoring clubs in the exhibition.

The 2015 Greater Lynn

exhibition will accept images that are 1024 x 768 pixels in size. Vertical images are permitted but must not be taller than 768 pixels. All images should be set at 200 dpi for purposes of printing in the Greater Lynn catalogue and less than 2 MB in size.

The 2015 Greater Lynn exhibition is already open for entries at [www.greaterylynphoto.org](http://www.greaterylynphoto.org). Please remember to indicate that you are submitting a club entry and choose Duluth-Superior CC from the drop-down menu. Good luck!

## DSCC Website

[www.duluthsuperiorcameraclub.org](http://www.duluthsuperiorcameraclub.org)

If you haven't stopped by the DSCC website at [www.duluthsuperiorcameraclub.org](http://www.duluthsuperiorcameraclub.org), stop by NOW! Kelli Griffith is doing a great job keeping the site updated with events and other information. Here are a few highlights:

### ***Meet the Membership Tab:***

This tab describes the DSCC, outlines how to become a member, lists the Club Officers, shares our Constitution and Bylaws, and gives information on how to contact the DSCC.

### ***Meet the Events Tab:***

This tab has the Club calendar, information on Club field trips, bios of our guest speakers, and area events of interest.

### ***Meet the Competitions Tab:***

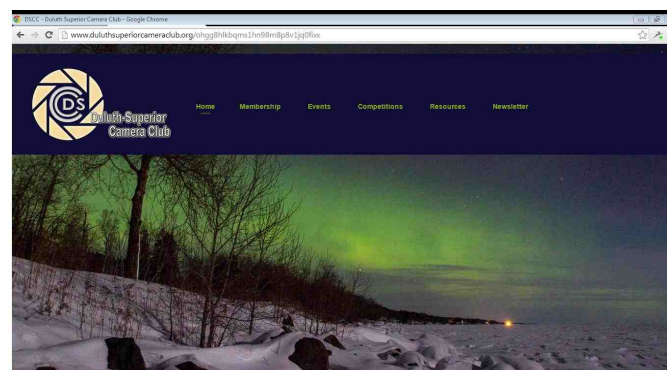
This tab outlines everything you need to know about entering the various competitions available to all members. If you have any questions about competitions, this is where to find the answers!

### ***Meet the Resources Tab:***

This tab offers both educational resources and links to other helpful websites.

### ***Meet the Newsletter Tab:***

This tab has the latest Snapshot issue plus a spot to subscribe. If you know someone who would like more information about DSCC they can sign up to receive our newsletter right here.



## Ready?

Got the lawn ready for this winter? How about the antifreeze in the car? Change the oil in the snowblower? Buy that new snow shovel that you need? Dig out the long johns? Yup, winter is now around the corner. Along with all of the things we all do to get ready for the Big Chill, getting your camera and equipment ready for some winter shooting has to be one of them.

If you do not have a spare battery for your camera, now is the time to buy one. If one of your batteries drains during shooting in cold weather, you can put in the second one (a great place to put one is in an inside pocket). If the second one also drains, chances are that the now warmer first one will have enough power to keep you shooting. Clean the contacts on

your batteries with a pencil eraser if they look at all coated.

This is a very good time to give your camera and lenses a good cleaning. A soft toothbrush, 1" paint brush, a bulb blower, and microfiber cloth all work well to get any dust/dirt out of the crevices. Remember to keep the camera body pointed down as you clean if you have removed the lens. But your camera is not the only thing that could stand a good cleaning. This is a good time to get out the vacuum and clean out your camera bag. Double check for any small pieces that you may have dropped in the bag first. Those SD cards are small. And, as long as you have everything out of your bag, take a long look at what you carry around. A lot of photographers don't pay enough attention to their tripod. Give

the legs a wipe down and check it for anything that might be loose.

There are several things you should be putting into our bag about now. One is at least one larger hand warmer. More would be better. You can use them to warm your own hands and you can use them to keep some warmth in your camera bag when you are out. And they don't cost very much. Another thing to put either in your bag or car is a larger plastic bag to put your camera in, especially when the temperature difference between the two places is great. A whistle is also a good idea if you intend on going anyplace by yourself, though that's usually not a good idea in the winter. A whistle-compass-match case combination is something to consider.

by Bob Lahti

# The Automatic Shooting Modes

by Bob Lahti

DSLR (Digital Single Lens Reflex) cameras have a manual shooting mode and 3 automatic shooting modes: Program (there may be different types of Program shooting modes in your camera), Aperture priority, and Shutter priority. Although Prosumer cameras and Point and Shoot cameras also have these shooting modes, the following comments apply primarily to DSLR cameras.

When shooting in the Program mode, the camera chooses both the aperture and shutter speed combination that it feels provides an appropriate exposure. Depending on your particular camera's Program options (some allow you to select either shutter speed or aperture), you generally have no control over the camera's choices. In situations where getting a good exposure is more important than controlling action (determined by shutter speed)—generally where shots are taken fairly quickly, Program is a viable choice.

But if depth of field (DOF) is important—you want everything in focus or you want to blur the background—then shooting in

Aperture priority may be an appropriate choice. Setting the aperture as wide open as your lens allows (eg., f2.8 or f3.5 or f4.) will produce an image that has as blurred a background as the lens allows and for you to be able to shoot at a faster shutter speed. Setting the aperture to be as closed down as your lens allows (eg., f16 or f22 or f32—if your lens closes down to that small of an opening) will produce an image that has a greater DOF. Two warnings here: 1.) At about f16 images will tend to soften due to a property of light called defraction), and 2.) Your aperture is one of several factors that determine DOF—the others being camera-to-subject distance, your focal length, and the size of your sensor (point and shoot sensors are designed to have as much in focus as possible; full frame sensors allow for a better DOF control). Personally, I choose to shoot in Aperture priority when the speed in taking individual photos isn't all that fast—shooting landscapes for example.

Shutter priority should be considered when either stopping

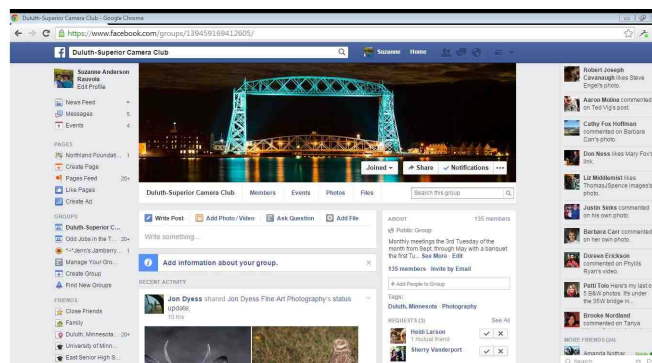
motion or slowing motion down is your primary goal. Stopping motion depends on the motion—the faster the motion, the faster the shutter speed. For example, to stop the motion of a person walking at a normal speed requires a shutter speed around 1/125 sec. (or faster). To stop a hummingbird's wings requires a shutter speed of around 1/2000 sec. On the other hand, slowing motion down depends on what effect you wish to create. The classic example is blurring the flow over a waterfall. Depending on the speed with which the water is falling, a common shutter speed to use will be around 1/13 sec. Keep in mind that if you leave the shutter open for a long time with falling water—say 3 sec.—the water will get very white, even blown out.

If I shoot in an automatic priority, I use exposure compensation (the +/- symbol usually on a button) to add or subtract light from the photo if the exposure I'm getting needs to be adjusted.

## DSCC Facebook Page

If you are on Facebook we invite you to "Like" our Facebook page. Search for Duluth-Superior Camera Club. Kathleen Wolleat is busy keeping the page up-to-date and list our club meetings and newsletters. Jon Dyess and John Woodward post images regularly but we would welcome members who are not named Jon or John to post as well.

Facebook is a great place to share and get feedback on your images, ask questions, and enjoy viewing other photographers' work. DSCC's Facebook page has 135 followers. Some of those followers are photographers and some are not. Every follower enjoys viewing the images we share so share . . . share . . . share!



# Making an Image

by Bob Lahti

Perhaps Ansel Adams most famous quote is "You don't take a photograph, you make it." This statement stems from his belief, which he put into practice, that photographers must have an idea in their minds about what the final print will look like prior to having their photography equipment ready, something Adams called "previsualization" and which he said is "the single most important factor in photography." It becomes the photographers' job then to use their knowledge of their equipment and their craft to produce a good starting point (in Adams' case, a negative) with which to work up into the image they previsualized. For Adams, that was the darkroom, a place in which he may have been the undisputed master. For us today, it is the computer and software.

The photograph included in this article is one I can honestly say that I previsualized. It's a shot taken from the last tunnel on Iron Mountain Road (US 16/16A), which connects to 244 not far from Mt. Rushmore. During a visit a few years ago, I stopped to photograph this scene. Fortunately, a motorcyclist happened go through the short tunnel (you've got to honk and take your turn—the tunnel isn't very wide) and stop at the other end. His tail light was red, his feet were on the ground, and he was still in the shadow of the tunnel. The light at the end of the tunnel, however, was very strong because it was mid-day—yes, the color and texture on the Presidents was washed out. But I was excited (read "in a hurry") because I had time to take only one shot (no tripod). When I looked at the shot

later on a computer monitor, I realized that my metering mode was set to evaluative, resulting in improper exposure. And, on top of that, I had focused on the biker, who was only somewhat in focus because my heart was pumping and my hands were not very steady. My aperture was set to f4.5, which added to the focus problem—the Presidents were very very soft.

It was at this point that I thought, "If I ever get back here, I know the image I want to get and I'm going to learn how to get it." So, this year when my wife and I were in the Rushmore area, we took a trip up Iron Mountain Road later in the afternoon when the light would be softer and the Presidents would be side-lit. It's a very nice, but curvy trip by the way. When we reached the second tunnel (the first one is very short and the Presidents are too far away) I did what I needed to do to get the shot I previsualized: I set up my tripod, set my camera metering mode to spot metering, set the aperture to f11 for an improved depth of field, and attached my remote cord so I wouldn't touch the camera when I triggered the shutter release (no vibration reduction on this lens to turn off). I then took a test shot to see what I would get for an exposure. Then I waited, but not for long. This is a popular spot to stop and take this shot. When some people stopped to wait until another car came through, I asked them if they would stop at the end of the tunnel (still in the shadows) and

keep the brake lights on. They were happy to oblige.

When I converted the image (I shoot RAW), I was able to improve some of the darker areas (may have been there a bit late—we attended the evening lighting ceremony, something worth seeing if you haven't had the opportunity), increase the mid-tone contrast a bit, and saturate the evening light on the right-hand side. When I opened the image, I went to Nik Software's Viveza 2 (now owned by Google) to brighten the Presidents, bring out a bit of the reflected light on the roof and left side of the tunnel and darken the sky a bit. I then sharpened the image. Done.

My computer time with this photograph was about 15 minutes. Something else to learn from Ansel Adams: put in the editing time with your good images. He said, "Twelve significant photographs in any one year is a good crop." And finally, speaking of quotations, one of my favorites is Henri Cartier-Bresson's "Your first 10,000 photographs are your worst."






# Black & White Challenge

by Suzanne Rauvola

Over the past month or so people on Facebook have challenged each other to post five black and white images and for each image posted challenge another photographer to post their own five images. I challenge **George Eggers** to submit his five black & white images for the December newsletter and challenge another DSCC member to do the same for January.



Welcome

Thank you to Peter Wong for his presentation

Bob Lahti, President welcomed everyone to the meeting and welcomed new members.

Dues Conversation

At the September meeting a questionnaire was circulated regarding a possible dues increase:

- 1) No change – keep dues at \$20 (4 votes)
- 2) Increase dues to \$30 individuals/\$40 for couples (28 votes)
- 3) No change in dues but hold a fundraiser (4 votes)
- 4) No change in dues but ask for donations (2 votes)
- 5) Write ins for \$25 (3 votes)

Discussion was held.

Motion to raise dues to \$30 for individuals, \$50 for couples, \$10 for college students, \$5 for high school students beginning in September 2015. Motion passed.

Special Recognition

Joe shared that Scott Thomson was recognized last month as the PSA Small Club of the Year. The plaque has not arrived but will be presented at a future meeting.

The DSCC Board of Directors recognized Kenneth E. Aker and Marianne E. Aker for all that they have done for the Club over the last many years. They were presented with a gift certificate and lifetime memberships to the Duluth Superior Camera Club.

Comments on Local Digital and Print Entries

John Dyess gave comments on tonight's entries for local digital and print.

Discussion followed regarding using comments or going back to judging.

Fish Photos by Dave Kohne

Dave Kohne shared images from a trip to Virginia Beach to fish with his son.

PSA Update

Youth Showcase – all the forms have been filled out and returned. High School outreach has begun. Students may enter up to 16 photos through the PSA website. The deadline is February 20 after which they will be judged. We will judge PSA PJ on November 19. We are judging PSA in May. Bob Lahti received 26 acceptances out of 40 images. Diane Fonger is a new PSA member from our Club.

Plug-ins: Viveza – Bob Lahti

Bob did a presentation Viveza from Nik Software.

N4C Returns

N4C Chairs shared N4C returns.

Announcements

- Christmas Banquet at VIP Pizza on December 2, 2014 beginning at 6 PM. Speaker to be announced.
- Club Member Directory will be printed by the next meeting. All members who have paid their dues will be included.
- Joe is revising the Member Handbook and hopes to have it printed for the next meeting.
- November 19 at VIP – judging N4C Journalism and Creative and the 1st round of the PSA Journalism Inter-Club. Meet at 5 PM for dinner.
- Ocean State PSA Contest Club entry. This requires 6 members to enter. Closing date is October 25.
- At 6:30 prior to the November meeting Bob, Scott and Joe will help members learn how to enter PSA exhibitions and how to log your acceptances.
- November Local Topic: Texture/Patterns

# DSCC Calendar 2014 - 2015

## November

Nov Judge N4C travel and PJ prints  
10 N4C digital entries due to Mike Miller  
18 (noon) Local digital entries due to DSCCcompetition@gmail.com  
18 Camera Club meeting  
Local prints due at meeting  
N4C prints for January due at meeting

## December

1 PSA PID Inter-club entries due to Joe Kubala  
2 Christmas Dinner  
15 PSA PJ Inter-club entries due to Joe Kubala

## January

Jan Judge PJ Inter-club / Round 2  
10 N4C digital entries due to Mike Miller  
20 (noon) Local digital entries due to DSCCcompetition@gmail.com  
20 Camera Club meeting  
Local prints due at meeting  
N4C prints for February due at meeting

## February

1 PSA PID Inter-club entries due to Joe Kubala  
10 N4C digital entries due to Mike Miller  
15 PSA PJ Inter-club entries due to Joe Kubala  
17 (noon) Local digital entries due to DSCCcompetition@gmail.com  
17 Camera Club meeting  
Local prints due at meeting  
N4C prints for March due at meeting

## March

Mar Judge N4C digital PJ  
Mar Judge local entries to PSA Youth Showcase  
10 N4C digital entries to Mike Miller  
17 (noon) Local digital entries due to DSCCcompetition@gmail.com  
17 Camera Club meeting  
Local prints due at meeting  
N4C prints for April due at meeting  
Print & Slide Show digital and print entries due at meeting

## April

Judge N4C digital Creative  
1 PSA PID Inter-club entries due to Joe Kubala  
10 N4C digital entries due to Mike Miller  
15 PSA PJ Inter-club entries due to Joe Kubala  
21 (noon) Local digital entries due to DSCCcompetition@gmail.com  
21 Camera Club meeting  
Local prints due at meeting  
N4C prints for May due at meeting

## May

10t N4C digital entries due to Mike Miller  
19 Camera Club meeting  
- Showcase

## Meeting Goodies

### November 18

Dick Anderson  
Suzanne/Brian Rauvola

### January 20

Mike Miller  
Pam Brumfield

### February 17

George Eggers  
kathleen Wolleat

### March 17

Dave Kohne

### April 21

### May 19

Jennifer Gallant