



## *The Angle*

**Newsletter of the Channel City Camera Club**

**June 2017 – Volume 80 – Number 5**

Club Website: <http://www.cccameraclub.com>

Photo Website: <https://googl.Kzjyxa>

Facebook Page: <https://www.facebook.com/groups/191692638713/>

Angle Email: [angle@cccameraclub.com](mailto:angle@cccameraclub.com)

Submit Images To: [c4exhibitions@gmail.com](mailto:c4exhibitions@gmail.com)

Angle Website: <http://cccangle.com>

Member Of: [Photographic Society of America](#)



Sea Foam - Stuart Wilson

## Table of Contents (hyperlinks, click to go to)

<a href="#">Calendar</a>	<a href="#">From the Editor</a>	<a href="#">President's Message</a>
<a href="#">Exhibition Night</a>	<a href="#">2017 Exhibition Schedule</a>	<a href="#">2017 Special Assignments</a>
<a href="#">Image Requirements/Categories</a>	<a href="#">Exhibition Images</a>	<a href="#">Program Night</a>
<a href="#">Fourth Tuesday</a>	<a href="#">Field Trip</a>	<a href="#">Annual Picnic</a>
<a href="#">Image Evaluation Program</a>	<a href="#">Camera Help</a>	<a href="#">PSA News</a>
<a href="#">Print Shows</a>	<a href="#">Member Bio</a>	<a href="#">Member Article</a>
<a href="#">Member News</a>	<a href="#">Other News</a>	<a href="#">Our Board</a>

## Calendar

June 2017

Tuesday, June 6 at 7:30 pm	<a href="#">Exhibition Night</a> – Prints, Open, Unscored, and <a href="#">Nature*</a>
Tuesday, June 20 at 7:30 pm	<a href="#">Program Night</a> – TBA
Saturday, June 24 at 9:45 am	<a href="#">Field Trip</a> - Summer Solstice Parade Staging Area
Tuesday, June 27 at 7:30 pm	<a href="#">Fourth Tuesday</a> – TBA

\* Special Assignment in Nature is "Black and White Tree(s)"

Founded in [1939](#), The Club meets publicly from February through November (exception of August) and an awards banquet occurs in January. Exhibitions are held on the first Tuesday, some Programs on the third Tuesday, and Education/Training and some other topics on the fourth Tuesday. Please check the schedule to verify if and when Programs and Education/Training actually occur. We meet in Farrand Hall, at the [Santa Barbara Museum of Natural History](#) at 3559 Puesta del Sol, Santa Barbara. Doors open at 7:00pm to give visitors time to meet members before formal programs begin at 7:30pm. These events are free to the public and we are always happy to see new faces. Only club members may enter their works into Exhibitions and attend Field Trips. Annual dues for [membership](#) are \$50.00.

## From the Editor

Ken Pfeiffer

Welcome to the June edition of the Angle!

I have some very good news this month. **Ron Williams** has updated the Angle Website, <http://ccccAngle.com>. It now contains a huge amount of valuable information in an easily useable form. It has archives to all the Angle issues, biographies and articles by club members, end of year award winners history, summaries of education/training and program night presentations, exhibition night judges, assignments, requirements, and schedules, photos from all exhibition nights, and websites for the club, judges, and presenters. Much kudos to Ron for doing this tremendous amount of work for our benefit. I urge you to check out this incredible resource. There is a link to this website at the top of the front page of each issue of the Angle.



**Chris Seaton**, our projected images director, has a request for those of us who submit images to our monthly exhibitions. She has noted that she will sometimes receive files with a double ".jpg" extension. The "file extension" is the letters following the "." at the end of a file name. In general, if you save an image as a "jpeg", your photo editor will automatically add that file extension to the name, and you will not need to add it manually when you rename your file for submission. The operating system on your computer may be configured to hide file extensions so you may not see it in your file explorer, but it will show up when you attach the image to an email. So please be careful about this and make sure your file name contains only one ".jpg" at the end. There is a new paragraph of explanation about this issue in the [Image Requirements](#) section of this newsletter.

For Programs Night and Fourth Tuesday, **Bill Banning** and **Sandy Grasso-Boyd** have some great events planned as usual, but at this time all the details are not completely clear. So please keep those nights free to join us, and we will let you know more as soon as possible.

**ATTENTION:** Please note that **our exhibition in July will be on July 11**, the 2nd Tuesday of the month, and not on the 1st Tuesday, which is the July 4th Holiday.

The Angle is the official newsletter of the Channel City Camera Club. We invite our members to submit articles or other news to be included in the Angle. Please send any contributions by the 15th of each month to the [Angle via email](#). I am also interested in your ideas for improving this newsletter, so please send your input to me at the above address. Thanks much!



*"I think all art is about control – the encounter between control and the uncontrollable."*

*– Richard Avedon*

## President's Message

Walter Naumann

Our club is operating well, thanks to all its directors.

Be sure to read the rest of this award winning newsletter.

Walter



## Exhibition Night

## Ron Williams

For our CCCC Exhibition on June 6, 2017 our professional judges will be **Rod Rolle** and **Christopher Broughton**. Our club judge will be **David Hancock**. There is a special assignment for the Nature category: black and white trees(s).



**Rod Rolle** produces "Images With A Global View In Mind". Since graduating from Brooks Institute in 1986, he has built his business and a reputation as a both a corporate photographer and a photojournalist. A native New Yorker, he has traveled and photographed widely. His work has appeared in many publications such as Time and Business Week. Getty Images currently distributes his photographs, and he has sold his images to over 220 publications in 36 countries. His 2009 photograph of Michael Jackson standing on top a SUV outside the Santa Maria Courthouse won him a spot in Getty Images' Pictures of the Year Collection. He taught Basic Photography at UCSB, Video Production through the UCLA Extension, as well as Advanced Photography, Digital Design, and Photojournalism at Santa Barbara City College.

Photo by Sky Gilbar

<http://rodrolle.photoshelter.com/>



**Christopher Broughton** grew up traveling and, at age eleven, remembers taking his mom's twin lens camera to a five-week summer camp in the mountains of North Carolina. It had just a single roll of film with twelve exposures. Those twelve frames became the jewels of that summer. Since then the quest to visually fill the frame has never stopped. Broughton completed both a BA and MS in Photography at Brooks Institute and then returned to serve as a faculty member for over 20 years. He taught courses in Digital Photography, Digital Asset Management, View Camera, Studio, Zone System, Fine Art, and

Photographic Theory. One of the highlights of his teaching career was the opportunity to spend five summers as a Brooks professor in Paris. Fifty of his B&W prints will be on display at the Four Friends Gallery in Thousand Oaks, opening June 2.



**David Hancock** — David received a Brownie HawkEye camera on his eighth birthday and was then hooked on photographing airplanes. He joined the local photography club while in junior high and then became his high school photographer. Upon graduation, he came to Santa Barbara to attend Brooks Institute. After about a year and low on funds he found a job working for one of the pioneers in sound engineering. He later worked at UCSB, became director of media, and was the faculty advisor for the campus camera club. He was a member of the F9 photo group as well as CCCC past president and vice president. After retirement he continued his interest in audio-video systems, but spends more time on photography, with interests

in travel, street, and people.

## 2017 Exhibition Schedule

Date	Subjects				
June 6	Open	Prints	Unscored	<a href="#">Nature</a>	
July 11	Open	Prints	Unscored	Nature	
September 5	Open	Prints	Unscored	Nature	<a href="#">People</a>
October 3	Open	Prints	Unscored		People
November 7	<a href="#">Open</a>	Prints	Unscored		People

## 2017 Special Assignments

Date	Classification	Assignment
June 6	Nature	Black and White Tree(s)
September 5	People	Environmental Portrait
November 7	Open	Diptych or Triptych

The special assignments for 2017 are:

**Black and White Tree(s):** Black and white rendering of a tree or trees.

**Environmental Portrait:** An environmental portrait is a portrait executed in the subject's usual environment, such as in their home or workplace, and typically illuminates the subject's life and surroundings.

**Diptych or Triptych:** A diptych or triptych of any subject, any style.

Each year, the club has four special assignments in the three projected image categories, with two months for Open category and one month each for People and Nature. **Remember that entries for special assignments must be taken in the calendar year of the exhibition.**

## Image Requirements/Categories/Scoring

**Requirements** for submitting images for Club exhibitions are posted at:

<http://cccameraclub.com/exhibition-rules/>

Images are submitted in five **categories**:

1. **Open:** This is an open-ended category for all exhibitions includes images on any subject done using any technique.
2. **Prints:** A printed photograph may be entered at each exhibition without restriction on subject material or the technique used to create the image. It shall not be smaller than 5" x 7" or larger than 13" x 19", horizontal or vertical. It must be mounted to a suitable backing board or printed on a light weight flat surface less than 1" thick that can stand on the exhibition easel. The maximum size of the backing board and mat is 20" x 24", horizontal or vertical.
3. **Nature:** restricted to the use of the photographic process to depict observations from all branches of natural history, except anthropology and archeology, in such a fashion that a well informed person will be able to identify the subject material and to certify as to its honest presentation.

- All adjustments must appear natural.
- The story telling value of a photograph must be weighed more than the pictorial quality while maintaining a high technical quality.
- Human elements shall not be present. The presence of scientific bands, scientific tags or radio collars on wild animals is permissible.
- Photographs of mounted specimens, or obviously set arrangements, are ineligible, as is any form of manipulation that alters the truth of the photographic statement.
- No techniques that add to, relocate, replace, or remove pictorial elements except by cropping are permitted. Techniques that enhance the presentation of the photograph without changing the nature story or the pictorial content are permitted.

4. *People*: Any depiction of the human condition. Formal portraiture, documentary and photo-journalistic images are all appropriate. One or several persons are permitted.

5. *Unscored Critiqued*: this category is available during every Juried Exhibition for members who want an image critiqued but not scored by the judges. The unscored critiqued category has the following specific rules:

- **Subject**: There is no restriction on the subject material or the technique used in creating the image.
- **Quantity**: Unscored critiqued submission is limited to one digital file for each Exhibition, and that individual is able to enter photos in two other digital categories as well. Thus every Club member is eligible to enter three digital categories at each Exhibition.

Images are **scored** by three judges according to the following guidelines:

- **Score of 9**: image showing exceptional artistic and technical skill.
- **Score of 8**: image showing very high artistic and technical skill.
- **Score of 7**: very good image worthy of award consideration.
- **Score of 6**: average image with some good and some bad aspects.
- **Score of 5**: below-average image needing improvement.
- **Score of 4**: below-average image with a serious technical defect.
- **Score of 3**: image with multiple defects.

**File Naming: digital files shall be named without spaces using the following filename format – Title%%Cat%%Artist.jpg, where:**

- **Title is your title for the image – no spaces (use underscore between words); no commas, slashes, or apostrophes.**
- **Cat is the Category abbreviation: Nat for Nature, Peo for People, Ope for Open, Pri for Print, and Uns for Unscored Critiqued.**
- **Artist is your first name followed by an underscore and your last name - no spaces (use underscore); no commas, slashes, or apostrophes.**
- **Do not include spaces in the file name – use the %% separator between Title, Category, and Artist.**

**Example: Nature image “Before the Storm” submitted by Betty Smith would have the file name of Before\_the\_Storm%%Nat%%Betty\_Smith.jpg.**

**Please Note:** JPEG images produced by ACR/Lightroom, Photoshop or Elements by default have the ".jpg" extension. You may not see this on your file explorer if you have file extensions hidden, but it will show up when you attach the image to your email to submit it for the exhibition. Do not add an extra ".jpg" to your filename. If you see a filename like "MyPicture%%Ope%%Rembrant.jpg.jpg" please delete the extra ".jpg" before submitting.

**May 2017 Exhibition Images**

**Prints**



"Exploring the Zone System" - Ron Williams (score 23)

**Open**



"Ragusa Fog" - Ellen Clark (score 24)

**Nature**



"Princess Flower" - David Auston (score 26)

**People**



Masai Woman Vendor - Terry Strahley (score 23)

Photographer names and scores for all images are available on our website here:


<http://cccameraclub.com/monthly/>

**Program Night**

**Bill Banning**

**June 20, 7:30 pm - TBA**

I don't have any firm confirmations for our June meeting, but I do have a number of inquiries pending. Meanwhile, here is a reminder for our Black and White Sharing Critique for May.



**Black & White Sharing and Critique - May 23**

The deadline to submit images for the B&W sharing and critique session (May 23) will be noon on Sunday, May 21. Here's a repeat of the instructions:

**INSTRUCTIONS FOR SUBMITTING B&W IMAGES FOR MAY 23 CRITIQUE:**

- 1) Select your best three or four images to share on May 23
  - Include original color file and your processed B&W version
- 2) Use CCCC submission specifications:
  - 1400 long edge in landscape orientation
  - 1050 pixels long edge in portrait orientation
  - File type: JPG
  - Color Space: sRGB
- 3) Name your file with:
  - Title%%Artist.jpg
  - Example: Black\_as\_Noir%%Bill\_Banning.jpg
- 4) Submit by email no later than 12:00 noon on Sunday, May 21, 2017

- Send to [billbanning@gmail.com](mailto:billbanning@gmail.com)

Keep on Clickin'! -Bill

**Fourth Tuesday****Sandy Grasso-Boyd****Tuesday, June 27 at 7:30 pm - TBA**

*Editor Note:* Sandy recently had surgery and is recovering, so she was unable to make the preparations for the meeting that she had intended. However, there will be an interesting presentation for Fourth Tuesday and you will receive a timely email announcement about the exact topic.

**Field Trip****Judith Barat****Solstice Parade - Saturday June 24 at 9:45 AM**

The field trip will be to the Solstice Parade pre-parade staging area, Chuck Place mentioned this saying it was an opportunity to get environmental portraits. Meet at State and Cota, the staging area. We could meet for breakfast before.

More info will be sent through email.





## Annual Picnic

**Bob Brown**

The CCCC Picnic that will take place on **Sunday, Aug. 13th**. Location will be the same as last year - Area 2 at Stow Grove Park, 580 N. La Patera Ln., Goleta. We will gather starting at 4 PM, with food being served at 5 PM. In addition to catered tri-tip, chicken and vegetarian fare, the picnic will be a potluck. Members should plan to bring a side dish, salad or dessert along with a beverage of your choice to round out the offerings. Cost for the picnic will be \$10 per person to help cover the catering and space rental costs. Hope to see everyone there!



## Image Evaluation Program

**Stuart Wilson**

The Club will continue its successful evaluation program in 2017. Its objective is to help members improve their photographic skills. Club members may submit one photo per month via email for critique and helpful suggestions by some of our more advanced members. Members may use this service to help them refine their entries in the monthly exhibitions. Your photo will be sent anonymously to our reviewers and their comments will be emailed to you a few days later. Simply email your photo, resized to no more than 1400 pixels on the long side, to [Stuart Wilson](mailto:stuartwilson@gmail.com) with a subject heading of "Image Evaluation Program". If you have any questions contact Stuart at 805-962-0365.



## Camera Help

In response to our previous requests, the following two members have volunteered to provide "camera help":

- **Canon Cameras - Stephen Sherrill - [sfsherrill@earthlink.net](mailto:sfsherrill@earthlink.net)**
- **Nikon Cameras - Stuart Wilson - [stuartwilson@gmail.com](mailto:stuartwilson@gmail.com)**

You are welcome to contact them if you need help.

We would like other camera brands to be included (Sony, Olympus, etc.), as well as adding more experts on Canon and Nikon cameras. If you would like to volunteer as a camera expert, please send your name, camera make or model that you know well, and Email address to [president@cccameraclub.com](mailto:president@cccameraclub.com). Thank you.

## PSA News

**Aavo Koort**

In the last two issues of the Angle I have included helpful information about online courses for PSA members and the new PSA Portrait Guidelines. Next month I will summarize some more of the plentiful benefits available to PSA members.

For more information about the PSA see the PSA website [www.psa-photo.org](http://www.psa-photo.org)

To join the PSA, please go to this page:  
<https://www.psa-photo.org/index.php?join-or-renew-membership>



## Print Shows

Stephen Sherrill

We will have a show at the **Faulkner Gallery** in the Santa Barbara Public Library starting July 1. How many of you would like to see at least one of your photos displayed in the Faulkner Gallery? If you need assistance preparing an image, printing, matting, framing, etc. you will have it! This is the "show of shows" so I encourage all members to sign up for the show, we have the entire gallery to fill. We need 100 images and there is lots of room, so large ones are OK. Here is the link to the sign up sheet:



<https://docs.google.com/spreadsheets/d/1hD44Dr5EeBdufEwQpUqOmcADigFXZCPeRs9Jgn6jMKU/edit?usp=sharing>

## Member Biography

Linda Kavanagh

Regrettably I am often working on the road, so participating in camera club meetings and field trips is difficult. I find my evenings catching up with Camera Club news on the Angle to stay in touch. I am an amateur with my photography but my off time is usually spent editing pictures, making slide shows and movies of the pictures I took, or reading tutorials on camera techniques. I am a travel consultant with Montecito Village Travel in Santa Barbara, and my work often takes me to faraway places. I started capturing my memories, and spend my evenings editing, making slideshows and movies. All amateur but I am learning. Born in Southern Ontario Canada, I left after graduating University, and traveled Europe, Middle East and Africa for 2 ½ years. I started a business while over there collecting jewelry and artifacts while visiting tribes and villages off the beaten bath. I lived on a deserted island where I had built a thatched hut, and spent the days diving for shells, and caught fish and lobster to eat. Returning to America I spent the next few years making jewelry and selling off my collection while becoming a travel consultant.



I have lived in London England, Greece and Kenya. My career as a travel consultant has spanned 40 years now and my travels have included 62 countries. I still have a bucket list six feet tall. My photographs are with a "bridge" camera SONY RX10 111. Carrying laptops, wires and phone system, I don't have the luxury of a camera with several lenses, but find my photographic needs are met substantially with this camera. I use Lightroom for editing, and NH Photostage for slideshow/movie production. I just purchased the Lightroom manual and my Sony's manual, and to my surprise both are the size of coffee table books. I better get busy and start learning more. My motto is "you learn something every day"...


## Member Article

Gary Wilcox

### Kentucky Derby

I thought this article in PetaPixel might be of interest to club members, if only to point out what these super pros have at their disposal on a shoot.

<https://petapixel.com/2017/05/06/heres-one-photographers-camera-kit-kentucky-derby/>



ESPN photographer and Nikon Ambassador Bill Frakes is covering his 35th Kentucky Derby this weekend. This crazy photo shows the absolutely *massive* camera kit he's bringing to cover the famous horse race.

Frakes will have nearly 50 DSLR camera bodies (split between D5, D810, and D500 tiers) and a huge number of lenses of all types at his fingertips to capture every newsworthy moment. He's planning on setting up and using each of the cameras.

"This is the entire collection of cameras... except for my handheld," Frakes writes. "I'm pretty sure I have everything I need."

There's also some gear not seen in the photo: Frakes will be using 35 Manfrotto magic arms, some tripods, and many superclamps to position the cameras and hold them in place.

"No idea how many [photos] we will shoot," the photographer said in response to a question on his Facebook post. "As you know with remotes you have to be prepared to cover a lot of possibilities — the horses didn't tell me who is going to win. With multimedia the number of frames used is significant."

And if you've ever wanted to see hundreds of thousands of dollars worth of Nikon camera gear arranged neatly on a table, now you have.



## Member News

**From Ron Williams** - Ron Williams and Ken Pfeiffer each displayed a print at the Courthouse Legacy Foundation's reception on May 19 to celebrate the opening of its new office in the Santa Barbara Courthouse. To their pleasant surprise Congressman Salud Carbajal purchased Ken's "Courthouse At Twilight" immediately upon seeing it!



**From Ron Williams** - As a result of a CCCC field trip to the Surf To Summit metal printing facility in Goleta, Ron Williams worked with its owner, Eric States, to produce a large (24" x 84") metal print that was sold and installed on a residential terrace in Hope Ranch. Eric is confident that the print will be resistant to the outside environment.



**From Bruce Straits** - My image of "Star Trails, South Tufa, Mono Lake" placed in the top 100 images of the 2017 NANPA (North American Nature Photography Association) Showcase Competition. Approximately 3,350 images were submitted by NANPA members, and the 250 top-scoring were published in Expressions magazine.

<http://www.nanpa.org/learning/publications/expressions/>



**From Linda Kavanagh** - 2017 Virtuoso Travel Photo & Video Contest

Virtuoso a travel company that I am a travel advisor with is having a photo contest for travelers. I have seen some amazing travel photos from many of our club members so I wanted to invite all to participate. You are welcome to use my name as the Virtuoso travel advisor in the entry form. I myself have entered the Virtuoso travel advisor photo competition for several years. Unfortunately I am banned from entering this one. I enjoy seeing the latest submissions from places all over the world which inspires me to add that spot to my bucket list. Submissions have to be entered by June 15 and submissions are unlimited. For details: <https://www.virtuoso.com/contest>

Prizes are 1<sup>st</sup> \$1000/ 2<sup>nd</sup> \$750/3<sup>rd</sup> \$500/ \$250 Peoples Choice

**Enter your best travel photos & video here for a chance to win.**

**ROUND UP YOUR BEST ORIGINAL TRAVEL PHOTOS & VIDEOS IN THE FOLLOWING CATEGORIES:**

1. Travel Portraits 2. Sense of Place 3. Spontaneous Moments.

**VIRTUOSO WILL AWARD CASH PRIZES TO FOUR LUCKY WINNERS**

+ your photo and/or video may appear in *Virtuoso Life*, Virtuoso social media, or on virtuoso.com.

**From Terry Strahley** - Here is a link to Brent Paull's website. He made a presentation at the SC PSA meeting that Aavo and I attended and his wild life images were nothing short of spectacular. I'm signed up for his Glacier Park Safari in August. Highly recommended!

<http://www.amwestphoto.com/index.htm>

**From Chris Seaton** - There is an opportunity on Sunday June 11 at 3 o'clock to go out on the condor express for whale watching. You must be at the dock by 2:45 to check in. It is a fundraiser for the gray whale count which occurs every year and the donation amount is \$30. The trip lasts about 2 1/2 hours. Also, they always have a great spread of food. If people are interested they need to contact Michael Smith and say they are a friend of mine in order to get on the boat. Michael's email address is

[Michael@graywhalescount.org](mailto:Michael@graywhalescount.org) If anyone has questions they can always contact me by email, [seatopwr@cox.net](mailto:seatopwr@cox.net)

**From Ted Rhodes** - I am honored to have jurist Fran Collins select 3 of my images for the current *Thru the Lens* photography show at the Carpinteria Arts Center. Hope you can make it by and see the wonderful work by a wide range of photographers in this current show. (NOTE: Unfortunately, I will be out of town and out of country for the reception, but it should be another fun event, if you have time to drop by for it.)

## Thru the Lens


**May 18 - June 26, 2017**  
Juried by Fran Collins

**Reception: Saturday, June 10, 2017**  
5 - 7 PM


Carpinteria Arts Center  
855 Linden Ave  
Carpinteria, CA 93013

Hours: Thurs. - Mon.  
10 AM - 4 PM


Jurist & Acclaimed Photographer Fran Collins  
selected three of my pieces  
for this group show.



Black & White  
© Ted Rhodes 2017



Workin' the Mojo (Southside Slim)  
© Ted Rhodes 2006



Syracusa Serenata - Sicily  
(photographic image transfer)  
© Ted Rhodes 2016

## Other News

### From Chuck Place -

My next class for the Santa Barbara City College CLL Program, "Location Photo Shoots With A Pro", begins Saturday, May 27 and runs for five weeks. This location shooting class meets at a different location each week. We spend the morning capturing a location or event and I spend time with each of my students suggesting ways to increase the impact of their images and possible directions for post-production. Each shoot is a lot of fun and then we all upload five of our favorite images from the shoot onto a private Facebook Group Page. It's fascinating to see the different approaches we all take when photographing the same subject. Everyone gets solid feedback on their work from myself and other students. The class is a great way to fine tune your photography and often introduces students to subjects they had never photographed before. For more information on this class, please go to

[https://sbcc.augusoft.net/index.cfm?method=ClassInfo.ClassInformation&int\\_class\\_id=20591&int\\_category\\_id=14&int\\_sub\\_category\\_id=222&int\\_catalog\\_id=0](https://sbcc.augusoft.net/index.cfm?method=ClassInfo.ClassInformation&int_class_id=20591&int_category_id=14&int_sub_category_id=222&int_catalog_id=0) . If you would like to see my summer classes, click on <http://www.chuckplacephotography.com/workshops> and then the class that interests you. Thanks.

## THE FLOWER BOMB

In case you missed it, this spring was the year of the "Super Bloom" in the California deserts. Due to a wet winter after years of drought, the California deserts exploded with wildflowers. Although family matters kept me home during most of it, I was able to dash over to the Carrizo Plains and catch the tail end of the bloom there.

Even two weeks late, the masses of hillside daisies carpeting the Temblor Range and the huge sweeps of goldfields blooming around Soda Lake were visible for miles. Up close, they were almost overwhelming.

Using a camera to capture both the grandeur of these massive blooms and the intimate delicacy of each flower is a challenge, but it can be done using a simple tool—backlighting. Light passing through a translucent flower petal will always be more saturated than light reflecting off the same surface and has the added advantage of highlighting all the tiny hairs, pistils and stamens that make flowers such exotic creatures.

Although it is a simple technique, backlighting does have a couple tricky aspects. First, make sure to check your histogram for exposure. Many cameras tend to underexpose backlit situations. You are essentially exposing for the shadow side of your subject and if you are using manual exposure, overexpose by about  $\frac{2}{3}$  of a stop. Second, avoid flare by checking the front lens element to make sure no direct sunlight is hitting the glass. If necessary, use something to shade the lens, like the brim of a hat or a gray card. Flare tends to lower contrast and hide details and nobody wants a blob of off-colored light in the middle of their image.

Whether photographing the salt pan full of goldfields from fifty feet up with a drone, or getting up close and personal with owl's clover in the hills above, backlighting helps create both dramatic landscapes and delicate portraits of wildflowers, one of our favorite springtime subjects.

**Our Board** (hyperlinks, click name to email)



President  
[Walter Naumann](#)




Past President  
[George Welik](#)



Vice President  
[Bob Brown](#)



Secretary  
[Damian Gadal](#)



Treasurer  
[Bob Wagener](#)



Projected Images  
[Chris Seaton](#)




Print Exhibition  
[Patti Gutshall](#)



Print Shows  
[Stephen Sherrill](#)



Scorekeeper  
[Zoltan Puskas](#)



Equipment  
[George Welik](#)



Field Trips  
[Judith Barat](#)



Publicity  
[Brian Woolford](#)



Programs  
[Bill Banning](#)



Webmaster  
[Damian Gadal](#)



Membership  
[Barbara Hodgdon](#)



Education/Training  
[Sandy Grasso-Boyd](#)



Judges  
[Ron Williams](#)



PSA Rep  
[Aavo Koort](#)



Newsletter Editor  
[Ken Pfeiffer](#)