



RANGEFINDER

Englewood Camera Club Newsletter

Vol 60, No 3

April 2012

Serving South Denver Metro & Foothills since 1952

A member of Photographic Society of America & Colorado Council of Camera Clubs

PHOTOGRAPH OF THE MONTH



On the Sound
by Quade Smith

INSIDE...

- Club Information & Officers2
- Competition Winners2
- President's Message3
- Presentation Recap3
- Outings, Events & Photo Ops4
- Getting the Shot4
- Competition Information5
- April 27th Presentation7
- Current Exhibitions7
- New Members7
- Tips & Tricks8
- PSA News8
- Bulletin Board8



CLUB INFORMATION

MONTHLY MEETINGS

Unless otherwise specified, meetings are held on the second Tuesday of the month at the Greenwood Village Community Room, 6060 S Quebec St, Greenwood Village, CO. Meetings start at 6:30pm. Additional program meetings are held on the third Wednesday of the month at Englewood Library, beginning at 6:00pm.

GUESTS AND NEW MEMBERS

Guests are always welcome to our monthly meetings. Guests may bring photos to be evaluated but ribbons can only be won by members.

MEMBERSHIP DUES

Individual- \$25, Student- \$15, Family- \$30

ECC OFFICERS FOR 2012

President: Gary Gray
VP Programs: Sally Brown
VP Competition: Larry Stearns
Secretary: Cathie McLean
Treasurer: Randy Moore

APPOINTEES FOR 2012

Membership Chair: Susan Propper
Publicity Chair: Rod Troch
Hospitality Chair: Ellie Colitti
Score Keeper: Larry Stearns
Council Rep.: Billie Campbell & Quade Smith
PSA Rep.: Fred Luhman
Web Master: Rod Troch
Photo Editor: Billie Campbell
Rangefinder Editor: Brenda Frezeman
Projectionist: Fred Luhman
Executive Committee Members-At-Large:
Steve Johnson & Jim Esten

WEBSITE

www.Englewoodcameraclub.net

CLUB COMPETITION MARCH 2012



Thanks to Catherine Etherton, our judge for this month's competition. The subject was Open.

MONOCHROME PRINT WINNERS

1	Sally Brown	Grumpy Old Cowboy
2	Brenda Frezeman	Blanket of Snow
3	Brenda Frezeman	Reaching Heavenward
HM	Steve Johnson	The Final Journey

COLOR PRINT WINNERS

1	Sally Brown	Serenity in Snow
2	Sally Brown	Lotus Radiance
3	Quade Smith	On the Sound
HM	Quade Smith	Kauri Cliffs

DIGITAL WINNERS

1	Fee Chin	Mysterious Lady
2	Brenda Frezeman	Worth Getting Up For
3	Nona Radin	My Turn
HM	Randy Moehle	Chinese New Year Wonder
HM	Jeremy Mickelsen	Sage
HM	Fred Luhman	Indonesian Farmer

Check out all the winning images on our website at www.Englewoodcameraclub.net.

PSA COMPETITION RESULTS

Below are the results from recent PSA competitions:

OPEN

Zig Zag Steps	Brenda Frezeman	8 pts
Rising Sun	Susan Propper	9 pts
Marching to the Sunset	Craig Lewis	10 pts
Fall in New England	Cathy McLean	9 pts
Home of the Fairies	Sally Brown	9 pts
Orchids	Randy Moore	10 pts

ECC is now in 21st place of 25 clubs in Group A.

CREATIVE

Eye of the Storm	Randy Moore	10 pts
Psychedelic Seattle	Fred Luhman	6 pts
Dreaming Buddha	Sally Brown	12 pts
In a Sea of Molten Lava	Nona Radin	6 pts
Some Women are Puzzles	Craig Lewis	11 pts
Architectural Abstract	Susan Propper	9 pts

ECC is now in 8th place of 11 clubs in Group A.

PRESIDENT'S MESSAGE



by Gary Gray

Hello to my fellow Englewood Camera Club members. I hope everyone has made it to the spring of this new year in good health and in good spirits. Our year is off to a great start with the fantastic presentations of Weldon Lee, Ricardo Muino and Catherine Etherton. We have a full slate of presenters scheduled for the rest of the year, all of whom are very knowledgeable in their fields and specialties of photography.

Our additional meeting venue at the Englewood Public Library is working out well and the popularity of the 3rd Wednesday meeting date is increasing. I encourage all club members to participate. It's not just the same old thing anymore. We're looking for new ways to improve the knowledge and enjoyment of all our members.

We are working on enhancements and modifications to the club website. Though it has served us well in the past, the site isn't really capable of supporting what the club is doing this year nor our direction for the future. Webmaster Rod Troch assures us that the fixes are coming and we have a group working on a replacement site. I promise we'll keep you posted and I also promise that we'll give everyone a chance to play with the replacement system prior to going live with it.

I'd also like to ask the club members for their suggestions for our year-end banquet this year. Marie Calender's is no longer in business so we have to find a new venue.

Lastly, I encourage suggestions and recommendations from all members on ways to improve the club and better utilize our resources. Don't be afraid to get involved.

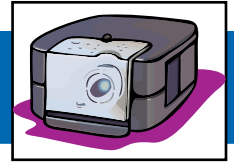
UPCOMING MEETING:

The next meeting will be held on Friday, April 27th at the Greenwood Village Community Room. The presenter will be John Fielder. See page 7 for more info on the presentation.

The competition subject is Motion + PSA Creative.

Sue Dehn will bring snacks for the meeting and Sally Brown will provide drinks.

PRESENTATION RECAP



"We are never lost to ourselves when we take refuge in our creative expression."

- Catherine Etherton (www.cetherton.com)

As an IT analyst, Catherine Etherton's day job is definitely left-brained. But after hours, her creative side comes out in numerous ways. She is a photographer, painter, stained glass artist and musician. Her presentation at the club's March meeting focused on her photographic explorations in creativity.

How to Practice Creativity:

- Shoot often.
- Understand the principles
- Learn the language of the art
- Challenge your boundaries
 - Take a workshop
 - Shoot something different

The language of photography includes:

- Lines
- Repetition
- Contrast/Juxtaposition
- Color
- Light
- The Moment

For an excellent reference on the language of photography, check out *Photographically Speaking* by David DuChemin.

After learning the basic principles of composition (the rule of thirds, etc.), keep in mind that there are no rules in art. Art created according to rules is about rules, not passion or beauty or personal vision. Think instead of helpful guidelines, not strict rules.

Remember that as a visual storyteller, you are responsible for every element in the frame. Pay attention to all the background elements in your shot and consciously decide if they should be included or left out.

Submitted by Brenda Frezeman

OUTINGS, EVENTS & PHOTO OPS

ZOO TEST DRIVE

April 28th, 9:00 to 4:00

Denver, CO

Want to try out a new body or lens before you buy it? Then head to the Denver Zoo on April 28th for Mike's Camera's next zoo test drive. At this one-day event you can borrow lenses and camera bodies such as a 600 f/4 AF-S, a Nikon D4 body or perhaps a D800. Other manufacturers' cameras and bodies (including Canon) will also be available. Borrowing a lens or camera body is free, but is usually limited to one hour of use.

Submitted by Lee Urmy



ROCKY MOUNTAIN REGIONAL SPRING CAMERA SHOW

May 6th

Lakewood, CO

Denver Photographic Society is holding its annual camera show on May 6th at the Jefferson County Fairgrounds. Admission for buyers is \$5.00. You can buy, sell and trade new and used photography equipment as well as small collectibles such as coins, knives, watches, and books. The fairgrounds is located at 15200 W. 6th Avenue in Lakewood.

Submitted by Billie Campbell

ADDING EVENTS TO OUR WEBSITE

Members, we welcome you to add an event to the ECC calendar. This can be any event that's going to happen in a couple of days or a couple of months. You may add anything from photo shoots, photo showings to photo contests, as long as it has to do with photography. Login to the Members Only area, click on the ECC Event Calendar, then simply add the date and description of the event. After you've added the event, don't forget to send out an e-mail letting everyone know it's there! Adding known photographic events/shoots is a great way to help everyone do what they like to do the most... take photos! Also alert the Rangefinder editor so she can mention the event in the newsletter.

GETTING THE SHOT




We all have great stories about what we went through to get certain photographs. Sometimes the shot means more to us for having gone through the ordeal. Other times we go through the ordeal and come out with nothing to show for it, only the story about the one that got away. I'd like to start a new column sharing some of the stories of our members and including the image, if there is one. I'll start with an experience I had on my recent trip back to Pennsylvania.

Heading to a restaurant for dinner one evening after work, I spotted a beautiful orchard off the side of the road. There were at least 100 flowering pink trees on the hillside. I didn't have time to stop then but planned to do so the following day. The next evening I was again going out to dinner but had enough time to fit in the shoot. After work I changed from a skirt and heels to jeans and sneakers, then headed to the orchard.

After parking, I noticed a creek running through the front of the property. I walked to an area where it was only about four feet across and decided I could jump it. I took a running start and cleared the creek just fine. However, it was quite muddy (slippery) on the other side plus I had a lot of forward momentum. So I performed a very ungraceful four-point landing—two feet, my right hand and my left elbow (my left hand was holding my camera, which also got sideswiped with some mud). Grumbling, I wiped my hand and camera off on the grass then started forward. The first few steps were fine. The next couple got soggy. I stopped to reconsider my route but saw dry grass ahead so kept going. Within another step I was suddenly up to my knees in mud. I reconsidered yet again but what was the point of going back? I was already a mess. Fortunately, that was as deep as the mud got; within another ten yards I was in the clear. I walked (squish, squish) to the orchard and took my shots. I found a drier route back to the road but my jeans and sneakers were still coated with mud, inside and out. I wondered how I was going to clean myself up and change back into my good clothes for dinner.

Luckily, it was a nice day and some neighbors were sitting out on their front porch. I walked up, explained the situation (which they could easily see by looking at me) and asked if they had some paper towels I could use to clean myself off. A few Bounties later, I was reasonably clean and presentable. I drove off to dinner, laughing at myself the whole way.

Submitted by Brenda Frezeman



ECC MONTHLY 2012 COMPETITIONS

Month	Subject
January	Open + PSA Open & PSA Creative
February	Obvious Altered Reality + PSA Creative
March	Open + PSA Open
April	Motion + PSA Creative
May	Open
June	Night
July	Open
August	Close-Up
September	Open + PSA Open
October	Planes, Trains, Autos + PSA Creative
November	Open + PSA Open
December	End-of-year judging

You may submit a total of four photographs each month, with no more than two entries in any one category. For example: two in monochrome prints and two in digital. Or one in monochrome prints, one in color prints and two in digital.

PRINTS

For color and/or monochrome prints, fill out two photo entry forms. Attach one entry form to the back of the print and show its orientation (upper left hand corner). Give the other form to the scorekeeper. Blank entry forms may be found at <http://www.inglewoodcameraclub.net/cgi-bin/competitions.cgi>

NOTE: Please bring entries 15 minutes prior to the start of the meeting with the completed Monthly Competition Forms.

DIGITAL PROJECTED IMAGES

Submit up to two JPG image files via the Digital Projection Monthly Upload page of the club website no later than Saturday, April 21st. Your image files must adhere to the Digital Projection Requirements and Guidelines PDF which is available from the Digital Projection Instructions page of the club website. The website upload page will automatically generate filenames for club use, check pixel dimensions, and check JPG file size.

The width of the image must not exceed 1024 pixels and the height must not exceed 768 pixels (1024x768). The file size may not exceed 350KB.

ASSIGNED SUBJECT RULES

On evenings when we have what we call an Assigned Subject, (e.g. something other than Open), the rules about how recently the image has to have been taken are as follows: If a member enters two images in a category (such as monochrome prints), one of them must have been taken within the previous 24 months. If you enter just one monochrome print, one color print and one digital image, then all three must have been taken within the previous 24 months.

ALTERED VS UNALTERED

We require that an image is comprised of one or more photos taken by the maker. Additional manipulation is okay. There is no distinction between altered and unaltered images for competition.

PSA ENTRIES

Only one image may be entered per member. Six slides will be selected by the judge to represent ECC in four competitions for the 2011-2012 season in the CPID Open and CPID Creative interclub competitions. Your image may be on any subject, any technique, taken anytime, and it need not have been entered in ECC monthly competitions at any time. And it makes no difference if it has won an award of any kind or not. except if it has won an award (ribbon) in a previous PSA CPID Digital Interclub Competition, it is ineligible. Also, a specific image may be submitted only one time in the same season. For PSA's definition of Creative, go to: <http://psa-photo.org/divisions/cpid/creative-interclub/>.

Submit your ONE best image for the Creative category via the Digital Projection Monthly Upload page of the ECC website no later than Saturday, April 21st. Your image file must be in accordance

with the image requirements of the “Digital Projection Requirements and Guidelines” document which is available from the Digital Projection page of the ECC website. The website upload page will automatically generate filenames for club use, check pixel dimensions, and check JPG file size.

YEAR END COMPETITIONS

The Year-End and Versatility Competitions are presented during the year-end banquet. A panel of three judges will determine the awards. For more information on these competitions, refer to the Competition Information Tab then click on the Membership Information document, available on the ECC website.

REGULAR YEAR-END COMPETITION

Entries must have been entered in the ECC monthly competitions during the current calendar year; however, they need not have won an award. First, second, third, and honorable mention awards are determined for each category. Print entries will be due in late November (exact date to be determined). Identify your digital entries via the Digital Projection Year-End page of the club website by the date to be specified in November. Digital entries are saved on the projectionist’s computer throughout the year, as you enter them each month. A member only has to identify entries by the title and month entered. Entries for digital and prints may be submitted in each of the following categories:
Monochrome Prints: Nature-3 entries, Open-3 entries
Color Prints: Nature-3 entries, Open-3 entries
Digital Projected: Nature-3 entries, Open-3 entries

VERSATILITY COMPETITION

The versatility competition subjects for 2012 are:
Street Photography
Food
Birds in Flight
Silhouette
The Subject is Red

Entries have no time limit and need not have been submitted in a monthly competition. However, no image that was part of a group of versatility images that won an award in a previous versatility competition can be entered. Enter one photo for

each subject in both print and digital. All five entries must be in the same format (printed or digital). The photographs are judged by category, with each one being awarded points by the judges. The points are then totaled for each person. The total number of points received, by person, determines awards. First, second, and third place awards are determined for both print and digital.

Print entries will be due in November (exact date to be determined). Submit your digital entries via the Digital Projection Year-End page of the club website. The deadline will be specified in November.

“ Go out into your environment totally empty. Allow yourself to be filled up with the subject. And try to have fun with it. ”

- Jay Maisel



REFRESHMENTS NEEDED!

We all enjoy the refreshments at our meetings. It’s nice to take a break, talk with fellow members and enjoy a snack. We need volunteers to bring those snacks and drinks. And now that we have two meetings a month, we need even more volunteers. Please consider helping out, it’s an easy way to support your club.

Ellie Colitti, our hospitality chairperson, has a list of open dates. There are quite a few open spots, especially for the Wednesday meetings. If you’re willing to help out, please e-mail Ellie at elliecolitti@comcast.net.

APRIL 27th PRESENTATION

Celebrating 20 Years of Great Outdoors Colorado, A Sneak Preview

A preview of John Fielder's 2012 project documenting 20 years of the work of Great Outdoors Colorado and its partners to protect parks, trails, open spaces, and ranches with Colorado Lottery profits. The multimedia presentation will include photographs and beautiful music, along with a discussion of photo techniques. John Fielder books will be for sale and signing before and after the presentation. Or bring your own books! 30% of gross sales will be donated by John back to non-profit and charity organizations.

Note: Two books will be published from this project but will not be available for sale until September 2012.




John Fielder has worked tirelessly to promote the protection of Colorado's open space and wildlands. His photography has influenced people and legislation, earning him recognition including the Sierra Club's Ansel Adams Award in 1993 and in 2011 the Aldo

Leopold Foundation's first Achievement Award given to an individual. He was an original governor-appointed member of the lottery-related Board of Great Outdoors Colorado, and speaks to thousands of people each year to rally support for timely land use and environmental issues. His latest Colorado project involves photographing parks, open space, wildlife habitat, ranches, and more... the work of Great Outdoors Colorado...for its 20th anniversary in 2012.



CURRENT EXHIBITIONS



TRAVELERS ON TENN

One of Dane Stephenson's photos, *The Herd*, has been selected for the Travelers on Tenn juried photo show starting on April 6th. The exhibit will be held at Tenn Street ART (Tenn Street Coffee and Books), located at 4418 Tennyson St in Denver. Dane is one of only 20 photographers in the show. For more info, visit <http://www.tennstreetcoffee.com/travelers-on-tenn-3/>

The same image and another by Dane were accepted into a show in Los Angeles, CA. That show, entitled *Skyward: The World Above Us*, will be held at 1650 Gallery. www.1650gallery.com



The Herd
by Dane Stephenson

Dane took the photo while driving, which he says is not unusual for him to do. He had been wanting to get the shot for a long time but the timing never quite worked out. This time, at last, everything was in place but he needed both hands on the camera to steady it. Fortunately a friend was with him and held the steering wheel just as the light turned green. Dane stepped on the gas and got the shot.

NEW MEMBERS

JEREMY MICKELSEN

Jeremy's primary areas of focus are photojournalism, long exposure, macro and portraiture, along with some astrophotography when weather permits. He enjoys hiking, social drinking, embedded C programming (his day job), audio fiction, and visual art of many kinds.



TIPS & TRICKS



NOISE REDUCTION & SHARPENING

<http://www.sansmirror.com/articles/proper-noise-reduction-in.html>

The above link is a short but very helpful how-to article on noise reduction and sharpening in Adobe Camera Raw (ACR). Since ACR in Photoshop and Lightroom use the same processing engine, you should follow the same practice in either program. Make the presets for your camera and lenses as he suggests to save yourself time.

Submitted by Lee Urmy

POWER POINT VIEWER

<http://office.microsoft.com/en-us/powerpoint-help/view-a-presentation-without-powerpoint102000544.aspx-2010-HA>

For any of you who do not have Power Point on your computer and cannot view presentations, go to the above link to download and install a FREE Power Point Viewer.

Submitted by Lee Urmy

LINK YOUR WEBSITE TO THE ECC WEBSITE

As a member of ECC, you may have a link to your own photography website from the club's site. Please send an e-mail to socialmedia@englewoodcameraclub.net with the following information to get this accomplished;

- 1) The link (URL) to your website.
- 2) The name you'd like to pop up for your site when the mouse rolls over your image.
- 3) A jpg image you would like to display for your site on ECC's site with your name in the image.

The image must be a height of 180px and a width of 100px min to 260px max. Resolution of 72ppi. Make sure your image is within the required size.

There is a limit of one website (one image and one URL) per member. It will be shown on the ECC site under Web Sites of Members.

If you already have a site shown on ECC but would like to change it, please contact Rod Troch at the above e-mail address.

ECC AFFILIATION NEWS

PHOTOGRAPHIC SOCIETY OF AMERICA



Membership

For information on becoming a PSA member go to <http://www.psa-photo.org> and click on Membership. Information on annual dues and benefits is available there.

Annual Conference

Mark your calendar! This year's PSA Conference will be held in San Francisco, CA from Sunday, September 16th through Saturday, September 22nd. Featured speakers will include Julieanne Kost, Stephen Johnson and Robert Hughes. A variety of classes and workshops are scheduled, including several new two- and three-day classes. Tours will be conducted on Sunday, Monday and Tuesday. Other features include print exhibitions, a product showcase, and over 50 programs.

BULLETIN BOARD



PRINTS FOR CAMERA CLUB COMPETITIONS:

\$6.00 for anything that will fit on a 13" x 19" sheet of paper.

For instructions, send an e-mail to: CraigLewis@mac.com

ECC MEMBERS-

Do you have a photography-related item or service you want to sell, purchase, give away or provide? Send your bulletin board postings to Brenda Frezeman at b.frezeman@yahoo.com.